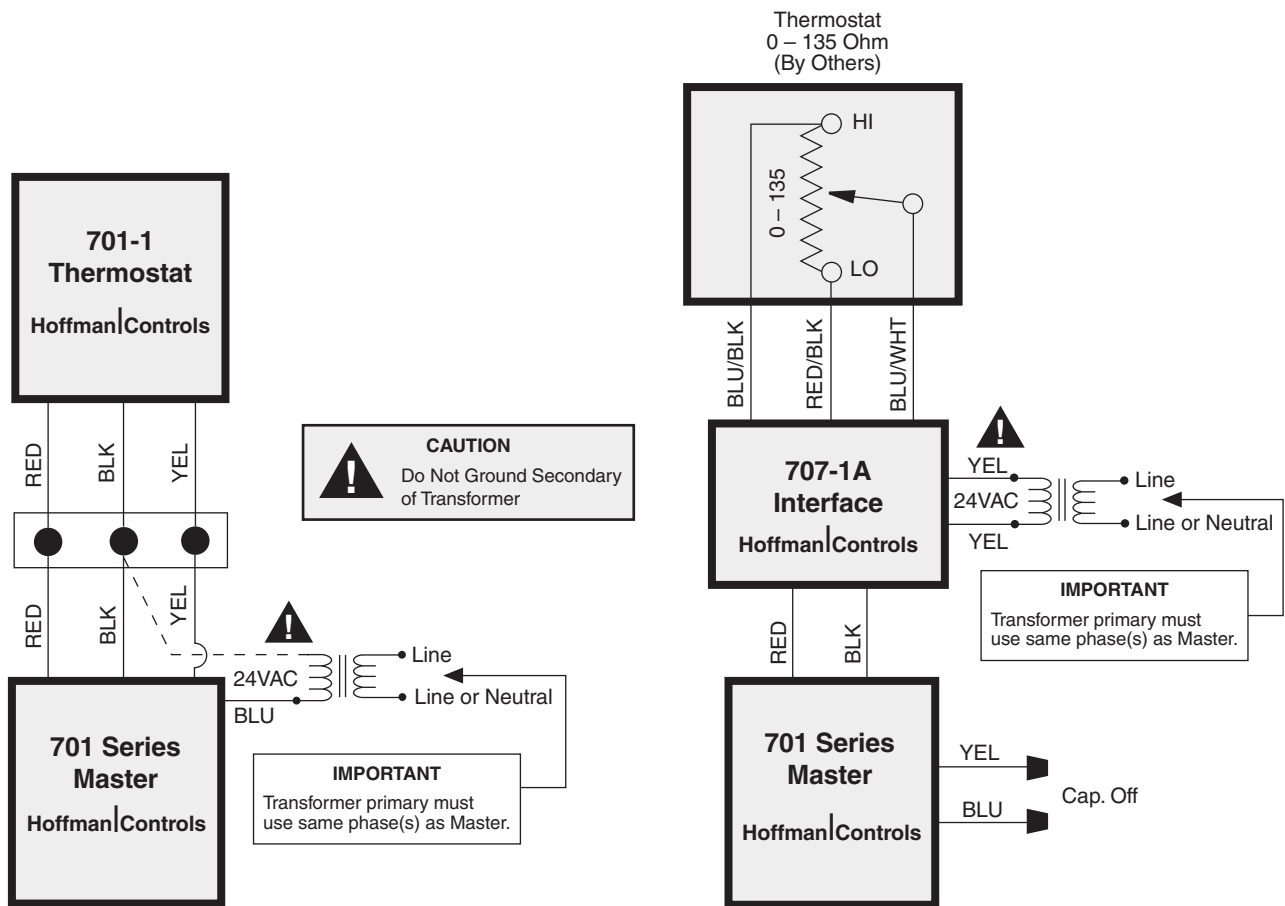


Application

When converting the 701 Series Thermostats to the 707 Series Interfaces in the field, critical wiring changes are required. Wiring schematics for the two thermostat inputs, 701 Series Thermostat or 707-1A Series (135 ohm) Interface with control signal by others, will require revised wiring in accordance with the diagrams below. Without proper conversion in the field, damage may result due to improper wiring of the 24V-AC power supply.

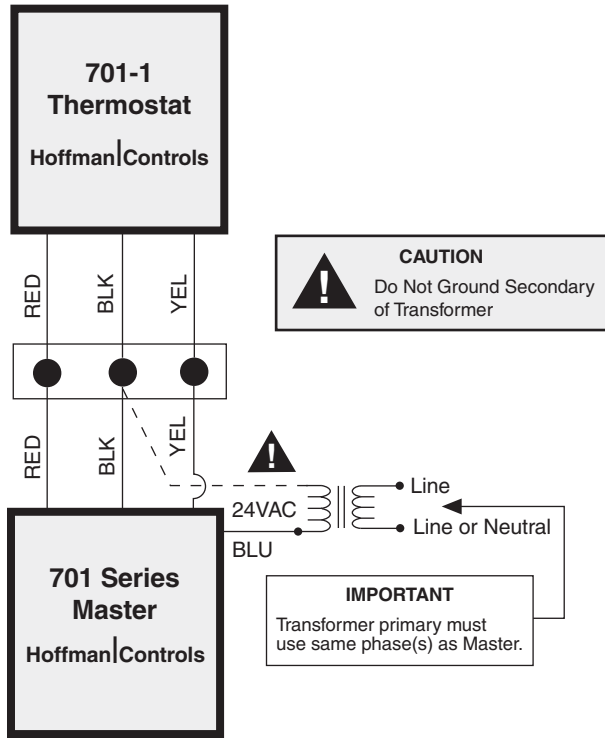
A black #18 gauge lead connects the 701 Thermostat to

the 701 Master and one side of the 24V-AC transformer for the 701 Thermostats. The black lead must be disconnected from the 24V-AC transformer when converting the control to any 707 Series Interface or the central transformer, interface, or master will be damaged. Field conversion must include all the wiring connections in accordance with the diagrams listed below for the appropriate thermostat signal. Rewire or relocate safety controls in appropriate 24V-AC or line voltage leg.

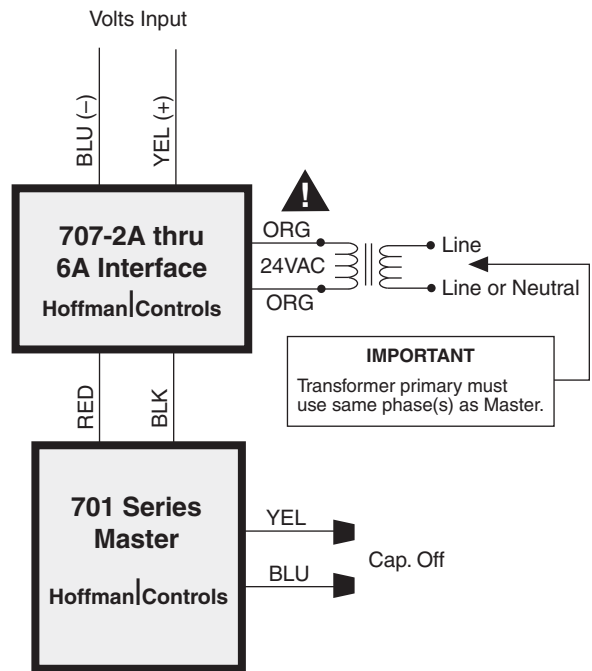


HCC Thermistor Thermostat Wiring

707-1A Interface and 0 - 135 Ohm
Thermostat Wiring



HCC Thermistor Thermostat Wiring



707-1A Interface and 0 – 135 Ohm
Thermostat Wiring

Hoffman|Controls