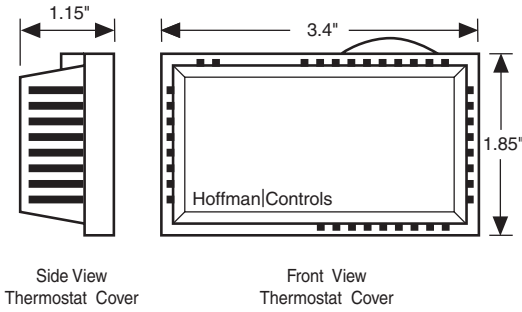


Hoffman|Controls

Wiring Dimensional Diagrams

900 / 901 / 906 Series

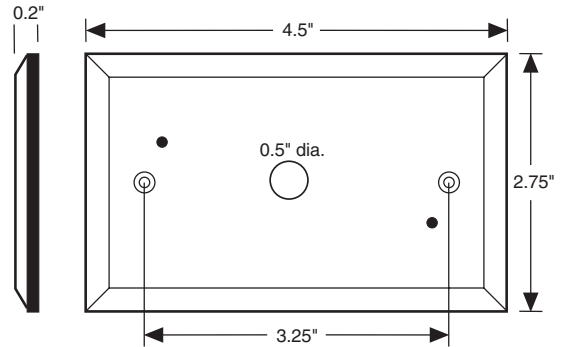
SCR-Sequencing Control Systems



Side View
Thermostat Cover

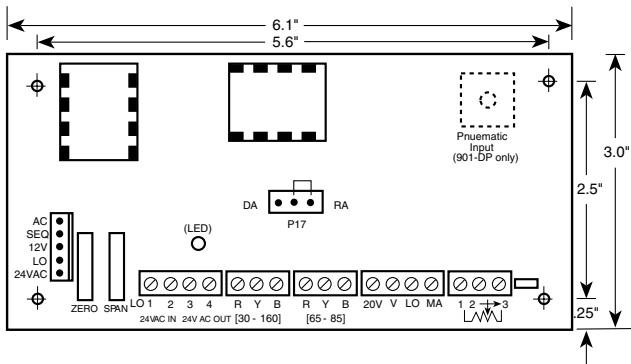
Front View
Thermostat Cover

906-13AW, 13ADRW, 19DDRW

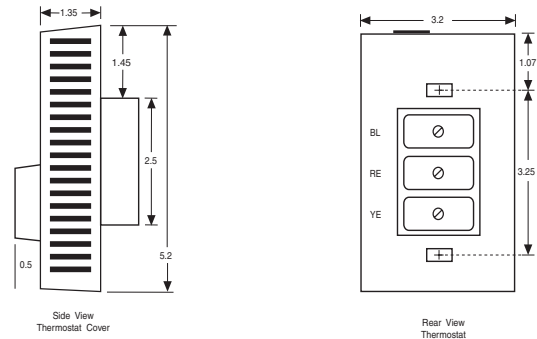


Front View
Electrical Box Cover (Wall plate)

Base Plate for 906-13AW, 13ADRW



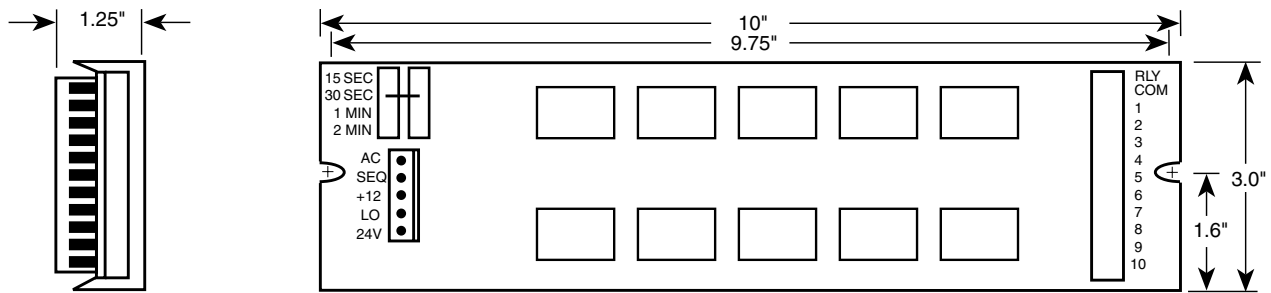
901-D or 901-DP



Side View
Thermostat Cover

Rear View
Thermostat

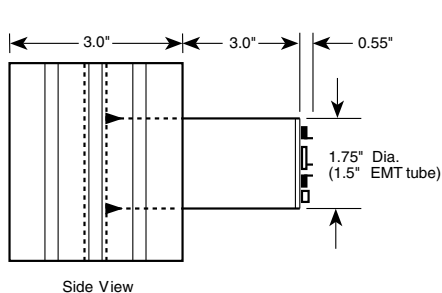
906-13W or 13DRW



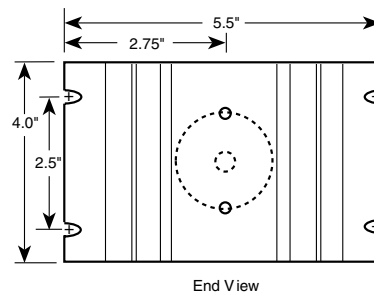
End View

Top View

901-HR Sequencer



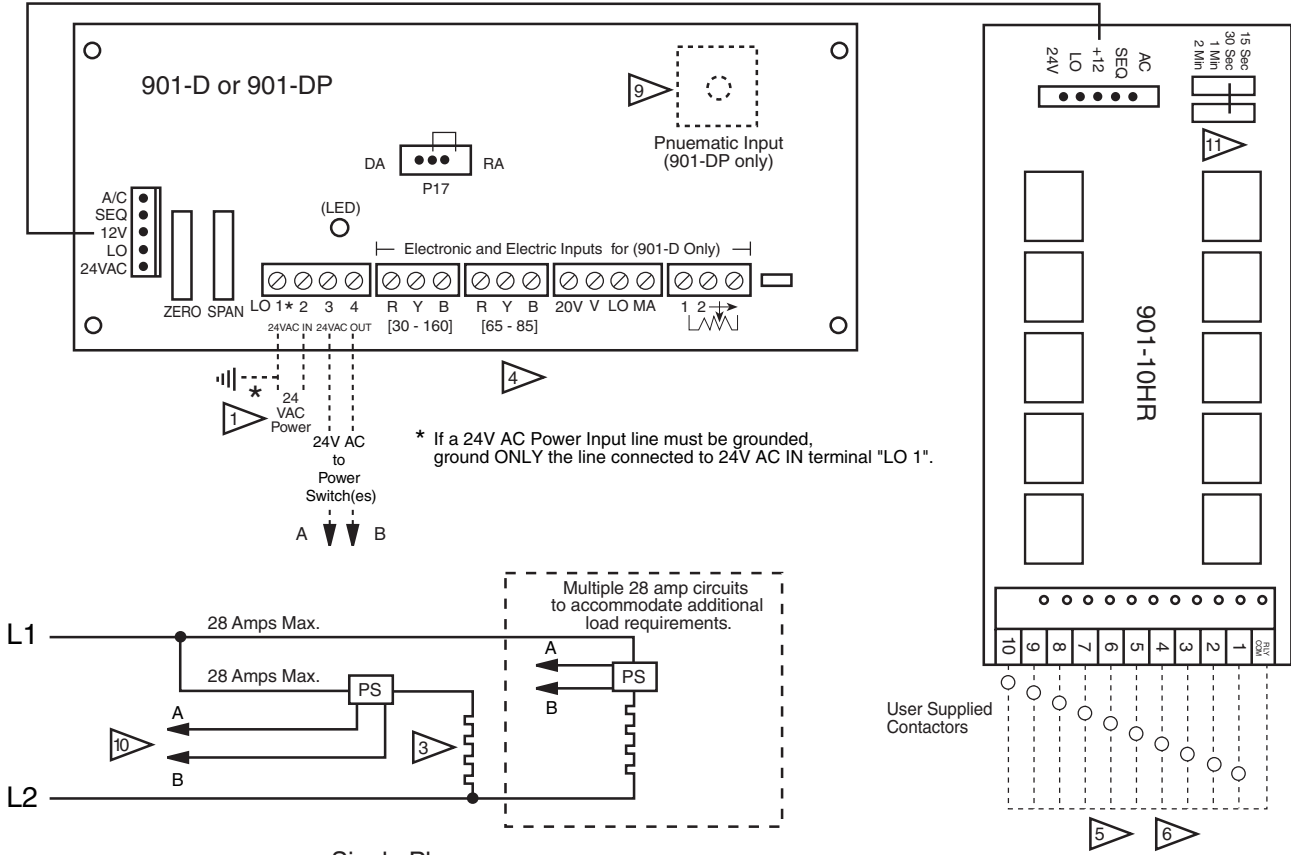
Side View



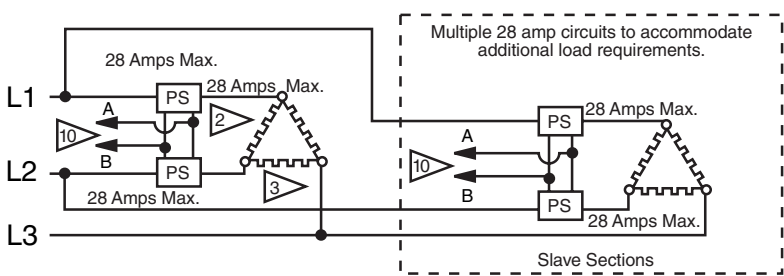
End View

900 Power Switch

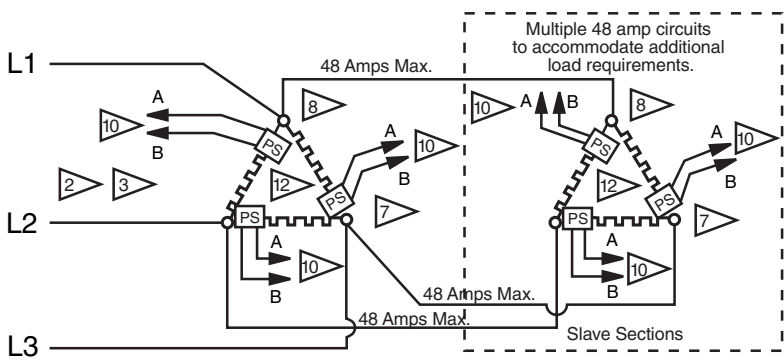
5 Conductor Cable



Single Phase



Three Phase Power Switch In Line



Three Phase Power Switch Inside Delta

LEGEND

- 1 Transformer sized for total Sequencer stages and SCRs.
- 2 No phasing required.
- 3 Each Power Switch rated at 28 Amps.
- 4 See 901-D and 901-DP Series Recalibration Instructions for inputs (page 4).
- 5 Up to 10 stages Max. — Heat only.
- 6 Each stage 1 Amp Max., 24V AC.
- 7 Inside/In-Line Wye circuit — 3 switches required. (Wye not shown)
- 8 Inside Delta connection — 3 switches required.
- 9 0 – 15 psi "on board" transducer on 901-DP.
- 10 24V AC in from Logic.
- 11 Field adjustable time delay. (15, 30, 60, 120 Seconds)
- 12 Three PSs inside the Delta @ 28 Amps provides 48 Amp in Line of Delta.

Hoffman/Controls